



Model: ADC\_B/C/E\_



Model: SPD\_A\_

# Ascent™ Series

## Ductless Fume Hoods

*The Safe, Energy-Efficient Solution for Modern Chemistry*



**ECCO**

WORLD CLASS. WORLDWIDE.

# Ascent™ Series Ductless Fume Hoods

---

## Table of Contents

Corporate Profile .....	3
Product Overview .....	4
Guide to choosing the right Ductless Fume Hood .....	6
Filtration System .....	8
Advantages of Esco Fume Hoods .....	9
Guide to Models .....	9
Ascent™ Opti Ductless Fume Hood .....	10
Ascent™ Opti Engineering Drawing .....	12
2 Ascent™ Opti General Specifications .....	13
Ascent™ Max Ductless Fume Hood .....	14
Ascent™ Max (B and D series) Engineering Drawing .....	16
Ascent™ Max (B and D series) General Specifications .....	17
Ascent™ Max (C series) Engineering Drawing .....	18
Ascent™ Max (C series) General Specifications .....	19
Ascent™ Max (E series) Engineering Drawing .....	20
Ascent™ Max (E series) General Specifications .....	21
Accessories and Options .....	22
Main Carbon Filter .....	23
Secondary Filter Options .....	24



## Welcome to Esco

*Esco's Vision is to provide enabling technologies for scientific discoveries to make human lives healthier and safer.*



Esco represents innovation and forward-thinking designs, which are all coupled with the highest standard quality since 1978. The Esco Group of Companies remains dedicated in delivering innovative solutions for the clinical, life sciences, research, industrial, laboratory, pharmaceutical and IVF community. With the most extensive product line in the industry, our products have passed a number of international standards and certifications. Esco operates under ISO 9001, ISO 14001 and ISO 13485.

**Availability and Accessibility.** Headquartered in Singapore, manufacturing facilities are located in Asia and Europe. R&D is conducted worldwide spanning the US, Europe and Asia. Sales, services and marketing subsidiaries are located in 12 major markets including the US, UK, Japan, China and India. Our regional distribution centers are located in China, UK, India, Malaysia, Philippines, Singapore, South Africa, South Korea and United States of America. Because of our worldwide presence, you can be sure that Esco is within your reach.

**High Quality, Reliable and Dependable.** Our customers are confident that only with the best quality, reliable, and dependable products, can they be sure of the accuracy of their research and procedures. Cross functional teams from Esco Production, R&D, Quality Assurance and Senior Management, are regularly assembled to review and implement areas for improvement.

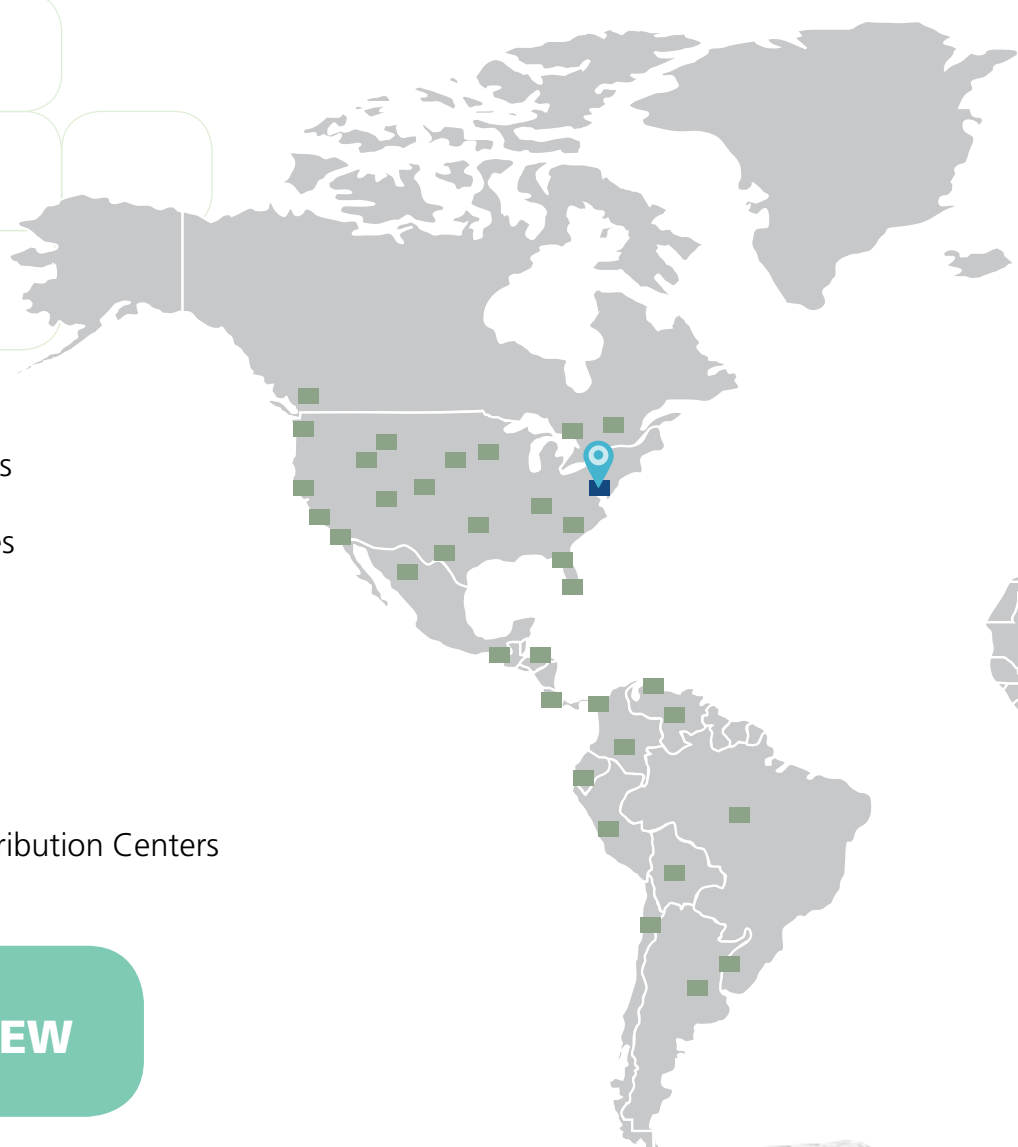







**Esco Cares for Your Safety.** Esco focuses on providing safety not just for your samples but also for users.

**Esco Cares for Your Comfort.** Comfort of our users is ensured by building ergonomic designs and by reducing the noise levels of the units.

**Esco Cares for the Environment.** One in every four of Esco's employees is involved in Research and Development and a number of these evaluate new components and/or designs to produce energy efficient equipment. Being GREEN is more than just modifying the parts we use to produce a new energy efficient technology, it also embodies the every aspect of the company.

**Customer Service and Support.** Our service does not stop once purchase has been made. Esco gives on-time customer service and offers end-user seminars, service training, preventive maintenance, provides educational materials and informative videos.

As Esco takes the opportunity to respond to the world's needs, we aim not just to contribute in the advancement of scientific discoveries but also in making the world a safer, healthier and a better place to live in.

- 
-  Global Offices
  -  Joint Ventures
  -  Licensee
  -  Distributors
  -  Factories
  -  R&D Centers
  -  Regional Distribution Centers

## PRODUCT OVERVIEW



### Ascent™ Opti Series Model: SPD-A

- Main Filter: Carbon Filter
- Double hinged sash mechanism
- Includes a mobile cart, no sink
- Available sizes: 3,4 ft



### Ascent™ Opti Series Model: SPD-B

- Main Filter: Carbon Filter
- Double hinged sash mechanism
- Transparent back wall made of acrylic
- Includes a mobile cart, no sink
- Available sizes: 3,4 ft.

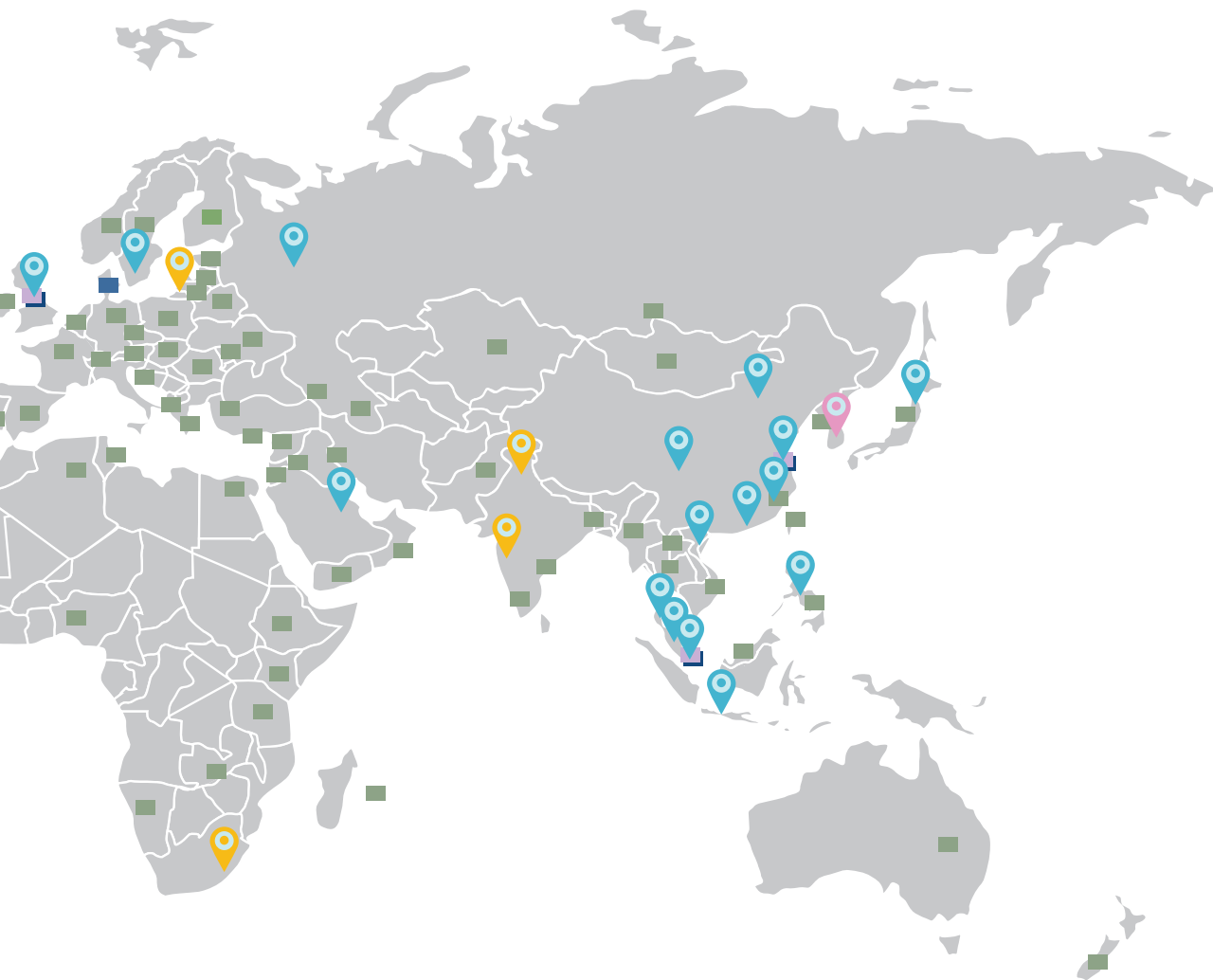


### Ascent™ Max Series Model: ADC-B (Standard model)

- Main Filter: Carbon Filter
- Has an option for motorized sash
- Optional VOC sensor
- Available sizes: 2,3,4,5,6 ft.

**Ascent™**

Ductless Fume Hood • Ascent™ Max Ductless Fume Hoods and Ascent™ Opti Ductless Fume Hoods



**Ascent™ Max Series  
Model: ADC-C**

(with Secondary Carbon Filter)

- Main Filter : Carbon Filter  
Secondary: Carbon Filter
- Optional VOC sensor
- Available sizes: 3,4,5,6 ft.



**Ascent™ Max Series  
Model: ADC-D**

- Main Filter : Carbon Filter
- Transparent back wall made of tempered glass
- Optional VOC sensor
- Available sizes: 3,4,5,6 ft.



**Ascent™ Max Series  
Model: ADC-E**

(with Secondary HEPA Filter)

- Main Filter : Carbon Filter  
Secondary Filter: HEPA filter
- Optional VOC sensor
- Available sizes: 3,4,5 ft.

# Esco Ductless

This type of fume hood is suitable for applications involving transfer of chemicals with no forced or with minimal evaporation. This is usually preferred for

1 type of filter (Main Carbon Filter)

2 ty

Sentinel™ Silver  
Microprocessor Controller

Main  
Seconda

AD

Optional VOC Sensor

Back Wall Optio

Back Wall Option

Acrylic Back Wall

Tempered Glass  
Back Wall

EG Steel Back Wall

SPD-B Model

ADC-D Model

ADC-B Model

# s Fume Hood

chemicals, titration, sample preparation, weighing, extraction and experiments because of the hassle-free installation and of its plug and play feature.

Types of filter (Main Carbon Filter and Secondary Filter)

Sentinel™ Silver  
Microprocessor Controller

Carbon Filter  
+  
Secondary Carbon Filter

DC-C Model

Main Carbon Filter  
+  
Secondary HEPA Filter

ADC-E Model

Not sure on the quantity of filter?

Fill out our FiltraCheck™ Form  
and let us do the work!

<http://www.escoglobal.com/request-filtracheck.php>

FiltraCheck™ is now available in iOS and Android!


Get the real-time recommendation of  
the appropriate fume hood models  
and filters.

7

on

EG Steel Back Wall

SPD-A Model

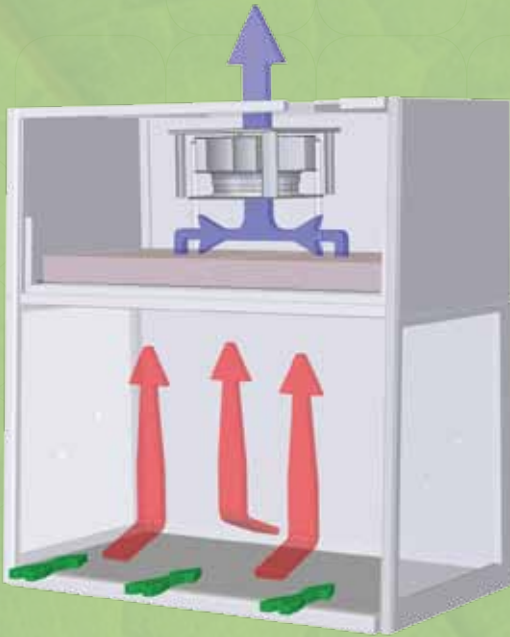


**ESCO**

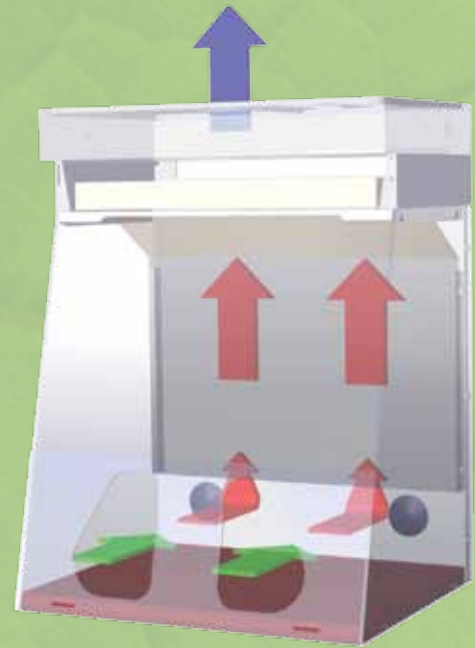
WORLD CLASS. WORLDWIDE.

Ascent™ Max Ductless Fume Hood, ADC Models

Ascent™ Opti Ductless Fume Hood, SPD Models



- Carbon-filtered air
- Unfiltered / potentially contaminated air
- Room air / Inflow air



- Carbon-filtered air
- Unfiltered / potentially contaminated air
- Room air / Inflow air

### Cabinet Filtration System

- The inflow moves from the ambient environment into the work zone through the hood front opening with an average velocity of 0.4 m/s.
- Negative pressure is maintained within the main chamber of the hood to ensure that no chemical fumes or vapors escape the work zone.
- Air is taken through a pre-filter and activated carbon mounted in the interior of the hood. The carbon filter removes all fumes from the exhaust air stream and filtered clean air is exhausted directly back to the room.

### Esco Sentinel™ Silver Microprocessor Control System

Menu button - access the menu screen to change settings, admin pin, perform calibration and choose set mode

Set/Mute button - choose the menu or sub-menu displayed on the LCD screen - enables/disables Sash Alarm sound

Up and Down arrow buttons - selects the menu options -increase and decrease value inside menu options -moves the sash window upward and downward (for motorized sash only)

LCD Display -graphical interface indicates hood performance. Displays digital read-out with alpha-numeric display indicates all input, status and alarm function



Fan button -turns the fan on and off

Lamp button -turns the lamp on and off

Socket button -turns the electrical socket on and off - The maximum rating of all the outlets in the cabinet is 5 A.

(UV button is not applicable with ductless fume hoods)



## Why Esco Ductless Fume Hoods?



### The "GREEN" solution

- Environmentally friendly
- Does not discharge toxic gases to the environment
- Saves energy, and reduces total carbon footprint



### Safe carbon filtration

- Compliance to international standards
- Proprietary Nanocarb™ activated carbon technology
- Industry-unique dual diffuser system on our Ascent™ Max fume hoods optimizes carbon filter life
- Optional VOC sensor system on our Ascent™ Max hoods detects filter saturation
- FiltraCheck™ service to qualify your application's suitability for a ductless solution
- Chemical Guide provides list of chemicals with specific suitability and safety data



### Low cost

- No ductwork required
- No exhaust system required
- Saves the need for elaborate make-up air systems, in turn saving running costs required to condition make-up air



### Convenience

- No installation hassle
- Mobile, flexible and easily relocatable



### Guide to Ascent™ Opti Models

S P D - 4 B 1

1st Placeholder Model	Code	2nd Placeholder External Width	Code	3rd Placeholder Back Wall	Code	4th Placeholder Electrical	Code
Ascent™ Opti	<b>D</b>	0.9 m (3 ft)	<b>3</b>	EG Steel	<b>A</b>	220-240 VAC, 50 Hz	<b>1</b>
		1.2 m (4 ft)	<b>4</b>	Acrylic (transparent)	<b>B</b>	110-220 VAC, 60 Hz	<b>2</b>
						220-240 VAC, 60 Hz	<b>3</b>

### Guide to Ascent™ Max Models

A D C - 4 B 1

1st Placeholder External Width	Code	2nd Placeholder Model	Code	3rd Placeholder Electrical	Code
0.6 m (2 ft)*	<b>2</b>	ADC-B (Standard Model)	<b>B</b>	220-240 VAC, 50 Hz	<b>1</b>
0.9 m (3 ft)	<b>3</b>	ADC-C (has Secondary Carbon Filter)	<b>C</b>	110-220 VAC, 60 Hz	<b>2</b>
1.2 m (4 ft)	<b>4</b>	ADC-D (Standard Model + Transparent Backwall)	<b>D</b>	220-240 VAC, 60 Hz	<b>3</b>
1.5 m (5 ft)	<b>5</b>	ADC-E (has Secondary HEPA Filter)	<b>E</b>		
1.8 m (6 ft)	<b>6</b>				

\* 2 ft only available for ADC-B Models  
 ADC-B-M with motorized sash  
 ADC-B/C/D/E-PP -with swan neck faucet and PP sink provision

# Esco Ascent™ Opti Ductless Fume Hood

Provides Operator and Environment Protection

## Sample Port

## Centrifugal Fan

- Permanently lubricated fans are energy efficient with external rotor motor design that reduces operating costs.
- Extremely low noise and low vibration level

## Arm Ports

- allows easy access to work zone without risking exposure from chemical fumes

## Work Top

- Spill-retaining work top designed with a recessed central area contains accidental liquid spills

## Industry Exclusive Baffle Design

- Integrating our experience with conventional fume hoods, Esco engineers designed a unique baffle for Ascent™ Opti Ductless Fume Hoods to improve containment and ensure the efficient removal of chemical fumes from the work zone



Ascent™ Opti Ductless Fume Hood, Model SPD-4A\_ Shown with optional MBC-4A0 (mobile cart)

10

Standards Compliance	Chemical Fume Containment	Filter Efficiency	Electrical Safety
	ANSI / ASHRAE 110-1995, USA BS 7258, UK EN14175.3, Europe	BS 7989 - 2001, UK AFNOR NF X 15-211, France	UL-C-61010A-1, USA CAN/CSA-22.2, No.61010-1 EN-61010-1, Europe IEC61010-1, Worldwide

Ascent™

Ductless Fume Hood • Ascent™ Max Ductless Fume Hoods and Ascent™ Opti Ductless Fume Hoods



### Sentinel™ Silver Microprocessor Control, Alarm System

- Advanced microprocessor control supervises operation of all hood functions. Temperature-compensated air velocity sensor monitors airflow
- 24-hour clock and blower run hour meter are standard



### Nanocarb™ Activated Carbon Filters

- Optimized retention capacity
- Diffusion Technology to ensure even filter loading
- Efficient perimeter clamping ensures no leakage as well as allows for easy filter change procedure



### Sash Window

- Double hinged sash mechanism allows higher sash opening for effortless cabinet loading



### Mobile Cart

- Provides easy relocation
- Has fold-able trays for storage

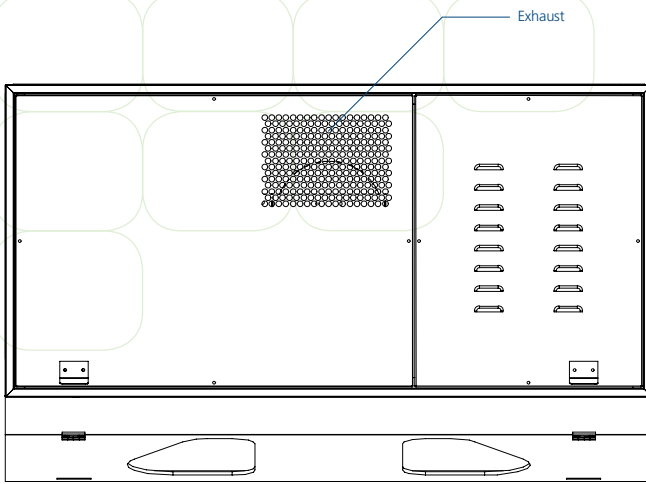


Esco Ascent Ductless fume hood is certified to ASHRAE 110-1995 for fume containment at 0.5 m/s

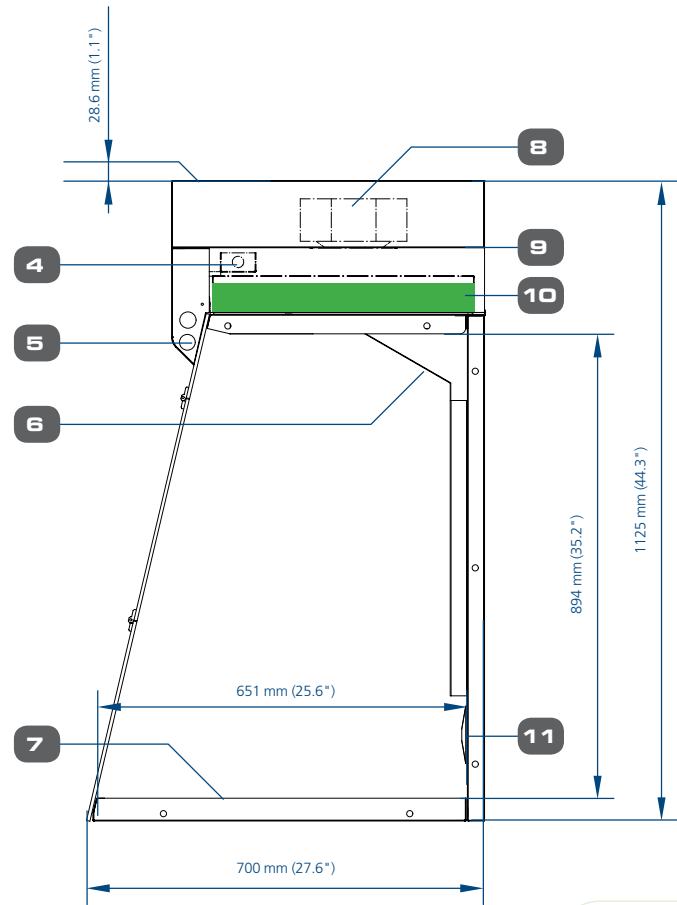
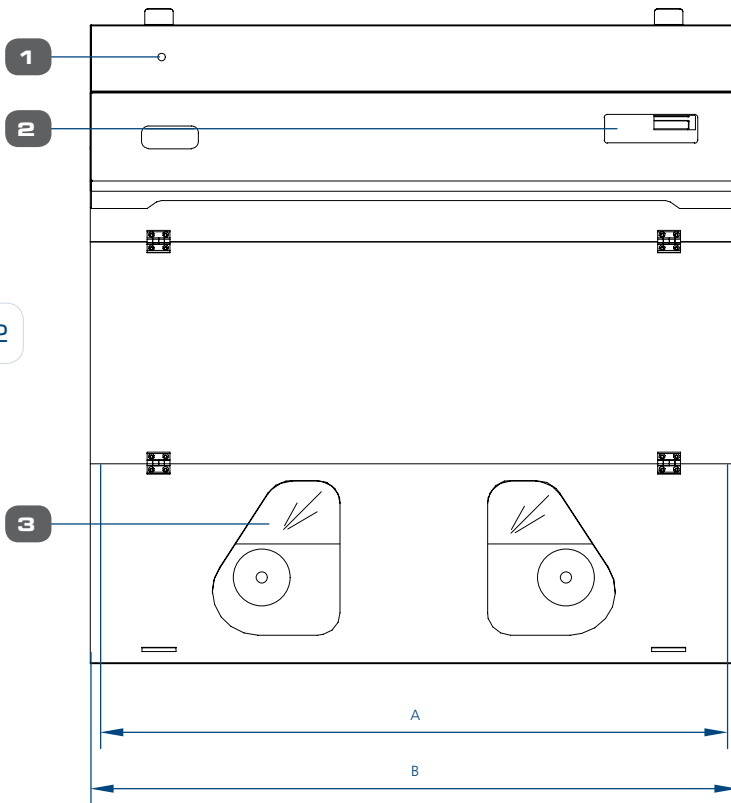
### Ascent™ Opti Line-up

Ascent™ Opti Line-up	
Ascent™ Opti (SPD-_A)	Standard ductless fume hood
Ascent™ Opti (SPD-_B)	Ductless fume hood with transparent back wall ideal for classrooms and educational demonstrations
Powdermax®	Ductless fume hood with HEPA filter for powder weighing applications
ForMax	Ductless fume hood specialized as a formalin dispensing unit
RotaMax	Ductless fume hood designed to accommodate rotary evaporators
TitraMax	Ductless fume hood constructed for titration applications

# Model SPD, Ascent™ Opti Ductless Fume Hood Engineering Drawing (0.9 to 1.2 m / 3 ft to 4 ft width models)



	A	B
SPD-3_	840 mm (33.1")	820 mm (32.3")
SPD-4_	1140 mm (44.9")	1116 mm (43.9")



- 1. Sample Port
- 2. Esco Sentinel™ Silver Microprocessor Control System
- 3. Transparent Back Wall (SPD- B\_ models only)
- 4. Airflow Sensor
- 5. Fluorescent Lamp
- 6. Baffle

- 7. Stainless Steel Worktop
- 8. Fan
- 9. Electrical Panel
- 10. Activated Carbon Filter
- 11. Pass-through ports for electrical or service connections

## General Specifications, Ascent™ Opti Ductless Fume Hood


Model	220-240 VAC, 50 Hz	SPD-3A1 - 2040099	SPD-3B1 - 2040102	SPD-4A1 - 2040105	SPD-4B1 - 2040108
	110-120 VAC, 60 Hz	SPD-3A2 - 2040100	SPD-3B2 - 2040103	SPD-4A2 - 2040106	SPD-4B2 - 2040109
	220-240 VAC, 60 Hz	SPD-3A3 - 2040101	SPD-3B3 - 2040104	SPD-4A3 - 2040107	SPD-4B3 - 2040110
Nominal Size	0.9 meter (3')			1.2 meter (4')	
External Dimensions (W x D x H)	840 x 700 x 1125 mm (33.1" x 27.6" x 44.3")			1140 x 700 x 1125 mm (44.9" x 27.6" x 44.3")	
Internal Work Area (W x D x H)	820 x 651 x 829 mm (32.3" x 25.6" x 32.6")			1116 x 651 x 829 mm (43.9" x 25.6" x 32.6")	
Standard Filtration Elements	Pre-filter	Disposable, non washable polyester fiber, 85% arrestance, EU3 rated			
	Main filter*	Activated Carbon with Granular Media bed (8 different filter types available , codes A-H)			
Total Weight of Carbon Filter	15.4 Kg (34.0 lbs)			2 x 9.1 Kg each (2 x 20.1 lbs each)	
Control System	Esco Sentinel™ Silver Microprocessor Controller				
Airflow alarm	✓				
Inflow Air Velocity	Initial set point: 0.40 m/s (80 fpm)				
Sound Emission	<58 dBA at initial blower speed setting measured at typical operator work position				
Fluorescent Light Intensity	>350 lux (>28 foot-candles) at work surface level				
Hood Construction	Main Body	1.2 mm (0.05") 18 gauge electro-galvanized steel with white oven-baked epoxy-polyester Isocide™ antimicrobial powder coated finish			
	Front Window	6 mm acrylic			
	Back Walls	1.2 mm (0.05") 18 gauge electrogalvanized steel with white oven-baked epoxy-polyester Isocide™ antimicrobial powder coated finish	6 mm (0.2") Acrylic	1.2 mm (0.05") 18 gauge electrogalvanized steel with white oven-baked epoxy-polyester Isocide™ antimicrobial powder coated finish	6 mm (0.2") Acrylic
	Side Walls	9.5 mm (0.37") Acrylic			
	Work Top	1.5 mm (0.06") 16 gauge stainless steel type 304, with 4B finish			
Sash	Sloped Front	13°			
	Sash type	Hinged			
Electrical	220-240 VAC, 50 Hz, 1Φ	SPD-3A1 / SPD-3B1		SPD-4A1 / SPD-4B1	
	Cabinet Full Load Amps (FLA)	0.5 A		0.6 A	
	Cabinet Nominal Power	60 W		88 W	
	Cabinet BTU/Hr	205		300	
	110-120 VAC, 60 Hz, 1Φ	SPD-3A2 / SPD-3B2		SPD-4A2 / SPD-4B2	
	Cabinet Full Load Amps (FLA)	0.5 A		0.6 A	
	Cabinet Nominal Power	80 W		93 W	
	Cabinet BTU/Hr	273		317	
	220-240 VAC, 60 Hz, 1Φ	SPD-3A3 / SPD-3B3		SPD-4A3 / SPD-4B3	
	Cabinet Full Load Amps (FLA)	0.5 A		0.6 A	
	Cabinet Nominal Power	80 W		93 W	
	Cabinet BTU/Hr	273		317	
Net Weight**	86 kg (181 lbs)			105 Kg (231 lbs)	
Shipping Weight**	134 Kg (295 lbs)			160 Kg (353 lbs)	
Shipping Dimensions, Maximum (W x D x H)**	1050 X 1100 x 570 mm (41.3" x 43.3" x 22.4")			1300 x 1100 x 590 mm (51.2" x 43.3" x 23.2")	
Shipping Volume, Maximum**	1.5 m³ (53.0 cu.ft.)			1.9 m³ (67.1 cu.ft.)	

\*Hood model order codes do not include filters. Order filters separately. When specified at time of order, filters will be factory installed.

\*\*Hood only, excludes optional stand.

# Esco Ascent™ Max Ductless Fume Hood

*Provides Operator and Environment Protection*



## Centrifugal Fan

- Permanently lubricated fans are energy efficient with external rotor motor design that reduces operating costs.
- Extremely low noise and low vibration level



## Robust Hood Construction

- Key components including Fluorescent Lamps, Motor Capacitor, Electrical Harness, Electronic Ballast, and Switch Control are mounted outside the airstream and away from contaminated areas to permit easy service.



## Nanocarb™ Activated Carbon Filters

- Optimized retention capacity
- Diffusion technology to ensure even filter loading
- Efficient perimeter clamping ensures no leakage as well as allows easy filter change procedure.



## Rear Walls

- Electro galvanized steel wall for superior durability



## Work Top

- 1.5 mm, 16 gauge, type 304 stainless steel 4B finish
- Easy to clean, corrosion and chemical resistant makes it an ideal worktop for experiments



Ascent™ Max Ductless Fume Hood, Model ADC-4B .  
Shown with SAL-4A0 Gen2 (support stand with leveling feet).

14

Standards Compliance	Chemical Fume Containment	Filter Efficiency	Electrical Safety
	ANSI / ASHRAE 110-1995, USA BS 7258, UK AFNOR NF X 15-203, France EN14175.3, Europe	BS 7989 - 2001, UK AFNOR NF X 15-211, France	UL-C-61010-1, USA CAN/CSA-22.2, No.61010-1 EN-61010-1, Europe IEC61010-1, Worldwide

**Ascent™**

Ductless Fume Hood • Ascent™ Max Ductless Fume Hoods and Ascent™ Opti Ductless Fume Hoods

## Sentinel™ Silver Microprocessor Control, Alarm System

- Advanced microprocessor control supervises operation of all hood functions. Temperature-compensated air velocity sensor monitors airflow. 24-hour clock and blower run hour meter are standard.



### Optional VOC Sensor



- Detects presence of volatile organic compounds in the exhaust and alarms to indicate filter saturation



### ISOCIDE™ Powder Coat

- Silver-ion impregnated powder coat
- Inhibit microbial growth to improve safety



15

### Sash Window

- 3° sloped front allows easy access to work zone - enhancing ergonomics, eliminating operator fatigue and increasing productivity



### Auto Purge Slots

- Improves containment and operator protection by preventing accumulation of fumes in the work zone



### Support Stand

- Made from durable material to support a maximum weight of 500-600 Kg (1102 - 1322 lbs)
- Available in two standard heights (28" and 34")

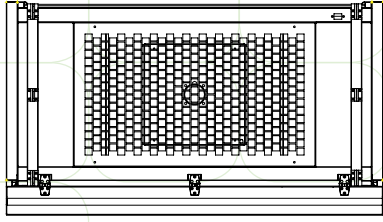


Esco Ascent Ductless fume hood is certified to ASHRAE 110-1995 for fume containment at 0.4 m/s

**ESCO**

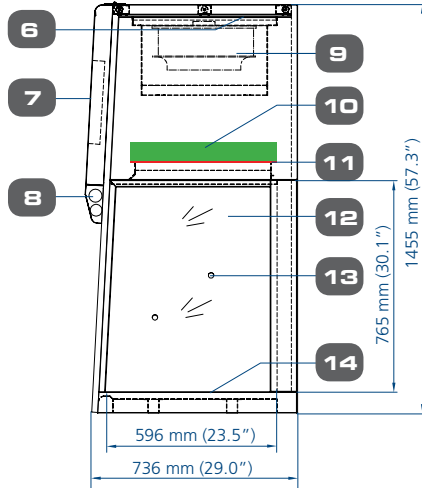
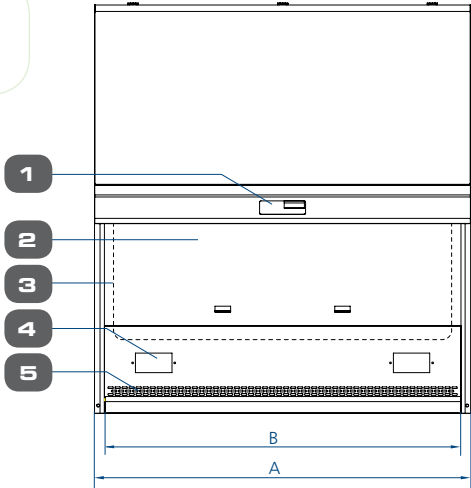
WORLD CLASS. WORLDWIDE.

# Model ADC-\_B\_ & ADC-\_D\_ (with Tempered Glass Back Wall), Ascent™ Max Ductless Fume Hood Engineering Drawing



1. Esco Sentinel™ Silver Microprocessor Control System
2. Tempered Glass Sliding Sash Window
3. Tempered Glass Back Wall  
(for ADC-\_D\_ 3,4,5 and 6 units) /  
EG Steel ( for ADC-\_B\_ 2,3,4,5 and 6 units)
4. Electrical Outlet Retrofit Kit Provision
5. AutoPurge™ Slots
6. VOC sensor (optional)

7. Electrical Panel
8. Fluorescent Lamp
9. Fan
10. Main Carbon filter
11. Prefilter (built inside the carbon filter)
12. Tempered Glass Sides
13. Service Fixture Retrofit Kit Provision  
(2 on each side)
14. Stainless Steel Worktop



	A	B
ADC-2B_	730 mm (28.7")	660 mm (25.9")
ADC-3B_ / ADC-3D_	1035 mm (40.7")	965 mm (38.0")
ADC-4B_ / ADC-4D_	1340 mm (52.8")	1270 mm (50.0")
ADC-5B_ / ADC-5D_	1645 mm (64.8")	1575 mm (62.0")
ADC-6B_ / ADC-6D_	1950 mm (76.8")	1880 mm (74.0")

16

Electrical	220-240 VAC, 50 Hz, 1Φ	ADC-2B1	ADC-3B1	ADC-4B1	ADC-5B1	ADC-6B1
		ADC-2B1-M	ADC-3B1-M	ADC-4B1-M	ADC-5B1-M	ADC-6B1-M
		ADC-2B1-PP	ADC-3B1-PP	ADC-4B1-PP	ADC-5B1-PP	ADC-6B1-PP
			ADC-3D1	ADC-4D1	ADC-5D1	ADC-6D1
			ADC-3D1-PP	ADC-4D1-PP	ADC-5D1-PP	ADC-6D1-PP
		Cabinet Full Load Amps (FLA)	1 A	2 A	2 A	3 A
Optional Outlets (FLA)	5 A					
Cabinet Nominal Power	128 W	236 W	264 W	300 W	339 W	
Cabinet BTU/Hr	437	805	901	1024	1157	
Electrical	110-120 VAC, 60 Hz, 1Φ	ADC-2B2	ADC-3B2	ADC-4B2	ADC-5B2	ADC-6B2
		ADC-2B2-M	ADC-3B2-M	ADC-4B2-M	ADC-5B2-M	ADC-6B2-M
		ADC-2B2-PP	ADC-3B2-PP	ADC-4B2-PP	ADC-5B2-PP	ADC-6B2-PP
			ADC-3D2	ADC-4D2	ADC-5D2	ADC-6D2
			ADC-3D2-PP	ADC-4D2-PP	ADC-5D2-PP	ADC-6D2-PP
		Cabinet Full Load Amps (FLA)	3.5 A	3.5 A	3.5 A	4 A
Optional Outlets (FLA)	5 A					
Cabinet Nominal Power	136 W	238 W	275 W	315 W	345 W	
Cabinet BTU/Hr	464	812	938	1075	1177	
Electrical	220-240 VAC, 60 Hz, 1Φ	ADC-2B3	ADC-3B3	ADC-4B3	ADC-5B3	ADC-6B3
		ADC-2B3-M	ADC-3B3-M	ADC-4B3-M	ADC-5B3-M	ADC-6B3-M
		ADC-2B3-PP	ADC-3B3-PP	ADC-4B3-PP	ADC-5B3-PP	ADC-6B3-PP
			ADC-3D3	ADC-4D3	ADC-5D3	ADC-6D3
			ADC-3D3-PP	ADC-4D3-PP	ADC-5D3-PP	ADC-6D3-PP
		Cabinet Full Load Amps (FLA)	1 A	2 A	2 A	3 A
Optional Outlets (FLA)	5 A					
Cabinet Nominal Power	172 W	257 W	357 W	360 W	460 W	
Cabinet BTU/Hr	587	877	1218	1228	1570	

**Ascent™**

Ductless Fume Hood • Ascent™ Max Ductless Fume Hoods and Ascent™ Opti Ductless Fume Hoods



## General Specifications, Ascent™ Max (B and D series) Ductless Fume Hood

Model	220-240 VAC, 50 Hz	ADC-2B1 - 2040018	ADC-3B1 - 2040024	ADC-4B1 - 2040042	ADC-5B1 - 2040060	ADC-6B1 - 2040078
			ADC-3B1-M - 2040026	ADC-4B1-M - 2040045	ADC-5B1-M - 2040062	ADC-6B1-M - 2040082
	110-120 VAC, 60 Hz	ADC-2B1-PP - 2040198	ADC-3B1-PP - 2040161	ADC-4B1-PP - 2040128	ADC-5B1-PP - 2040134	ADC-6B1-PP - 2040140
			ADC-3D1 - 2040036	ADC-4D1 - 2040054	ADC-5D1 - 2040072	ADC-6D1 - 2040090
	220-240 VAC, 60 Hz	ADC-3D1-PP - 2040167	ADC-4D1-PP - 2040146	ADC-5D1-PP - 2040149	ADC-6D1-PP - 2040152	
		ADC-2B2 - 2040020	ADC-3B2 - 2040027	ADC-4B2 - 2040046	ADC-5B2 - 2040063	ADC-6B2 - 2040079
			ADC-3B2-M - 2040029	ADC-4B2-M - 2040048	ADC-5B2-M - 2040065	ADC-6B2-M - 2040084
		ADC-2B2-PP - 2040198	ADC-3B2-PP - 2040162	ADC-4B2-PP - 2040129	ADC-5B2-PP - 2040135	ADC-6B2-PP - 2040141
			ADC-3D2 - 2040037	ADC-4D2 - 2040055	ADC-5D2 - 2040073	ADC-6D2 - 2040091
		ADC-3D2-PP - 2040168	ADC-4D2-PP - 2040147	ADC-5D2-PP - 2040150	ADC-6D2-PP - 2040153	
		ADC-2B3 - 2040022	ADC-3B3 - 2040030	ADC-4B3 - 2040049	ADC-5B3 - 2040066	ADC-6B3 - 2040080
			ADC-3B3-M - 2040032	ADC-4B3-M - 2040050	ADC-5B3-M - 2040068	ADC-6B3-M - 2040086
		ADC-2B3-PP - 2040212	ADC-3B3-PP - 2040163	ADC-4B3-PP - 2040130	ADC-5B3-PP - 2040136	ADC-6B3-PP - 2040142
			ADC-3D3 - 2040038	ADC-4D3 - 2040056	ADC-5D3 - 2040074	ADC-6D3 - 2040092
		ADC-3D3-PP - 2040169	ADC-4D3-PP - 2040148	ADC-5D3-PP - 2040151	ADC-6D3-PP - 2040154	
		Nominal Size	0.6 meter (2')	0.9 meter (3')	1.2 meter (4')	1.5 meter (5')
External Dimensions (W x D x H)	730 x 736 x 1460 mm (28.7" x 29.0" x 57.5")	1035 x 736 x 1455 mm (40.7" x 29.0" x 57.3")	1340 x 736 x 1455 mm (52.8" x 29.0" x 57.3")	1645 x 736 x 1455 mm (64.8" x 29.0" x 57.3")	1950 x 736 x 1455 mm (76.8" x 29.0" x 57.3")	
Internal Work Area (W x D x H)	660 x 596 x 765 mm (26.0" x 23.5" x 30.1")	965 x 596 x 765 mm (38.0" x 23.5" x 30.1")	1268 x 596 x 765 mm (50.0" x 23.5" x 30.1")	1575 x 596 x 765 mm (62.0" x 23.5" x 30.1")	1880 x 596 x 765 mm (74.0" x 23.5" x 30.1")	
Standard Filtration Elements	Pre-filter	Disposable, non-washable polyester fibre, 85% arrestance, EU3 rated				
	Main filter*	Activated carbon with granular media bed (8 different filter types available, codes A to H)				
Total Weight of Carbon Filter	8.5 Kg (18.7 lbs.)	2 x 10.3 Kg each (2 x 22.7 lbs each)	2 x 13.9 Kg each (2 x 30.6 lbs each)	2 x 17.4 Kg each (2 x 38.4 lbs each)	3 x 13.9 Kg each (3 x 30.6 lbs each)	
Control System	Esco Sentinel™ Silver Microprocessor Controller					
VOC Sensor	Optional					
Airflow alarm	✓					
AutoPurge Slots	✓					
Inflow Air Velocity	Initial set point: 0.40 m/s (80 fpm)					
Sound Emission	55 dBA		57 dBA		58 dBA	
Fluorescent Light Intensity	>1000 lux (>93 foot-candles)					
Hood Construction	Main Body	1.2 mm (0.05") 18 gauge electro-galvanized steel with white oven-baked epoxy-polyester Isocide™ antimicrobial powder coated finish				
	Back Walls	1.2 mm (0.05") 18 gauge electrogalvanized steel with white oven-baked epoxy-polyester Isocide™ antimicrobial powder coated finish - (B-Series)				
		Tempered glass - (D-Series)				
	Side Walls	Tempered Glass				
Work Top	1.5 mm (0.06") 16 gauge stainless steel, type 304, with 4B finish					
Sash	Sloped Front	3°				
	Sash Type	Vertical Sliding for models ADC-_B/D_ and ADC-_B/D_-PP / Motorized Sash for models ADC-_B_-M				
Net Weight**	130 kg (286 lbs)	175 kg (386 lbs)	225 kg (496 lbs)	245 kg (540 lbs)	293 kg (646 lbs)	
Shipping Weight**	164 kg (362 lbs)	205 kg (452 lbs)	261 kg (575 lbs)	320 kg (705 lbs)	380 kg (838 lbs)	
Shipping Dimensions, Maximum (W x D x H)**	800 x 820 x 1750 mm (31.5" x 32.3" x 68.9")	1130 x 840 x 1750 mm (44.5" x 33.0" x 68.9")	1410 x 840 x 1750 mm (55.5" x 33.0" x 68.9")	1730 x 840 x 1750 mm (68.1" x 33.0" x 68.9")	2050 x 840 x 1750 mm (80.7" x 33.0" x 68.9")	
Shipping Volume, Maximum**	1.14 m <sup>3</sup> (40.3 cu.ft)	1.66 m <sup>3</sup> (58.6 cu.ft)	2.07 m <sup>3</sup> (73.1 cu.ft)	2.51 m <sup>3</sup> (88.6 cu.ft)	3.01 m <sup>3</sup> (106.3 cu.ft)	

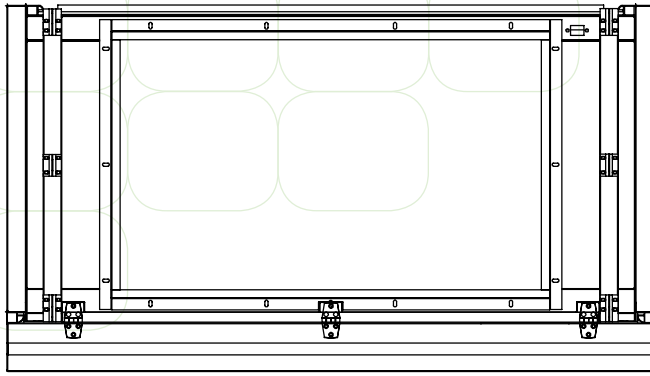
\*Hood model order codes do not include filters. Order filters separately. When specified at time of order, filters will be factory installed.

\*\*Hood only, excludes optional stand.

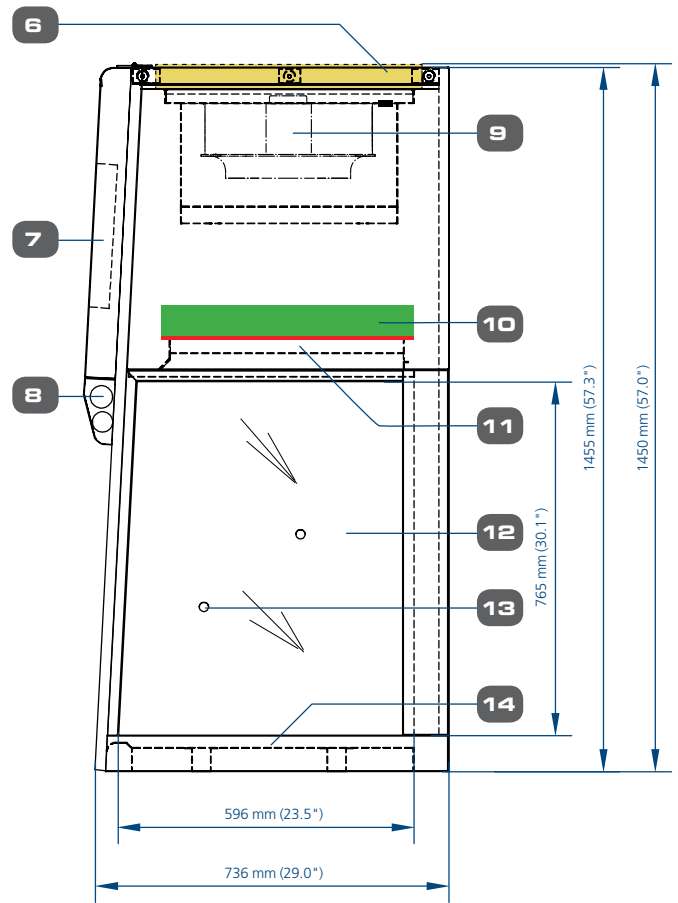
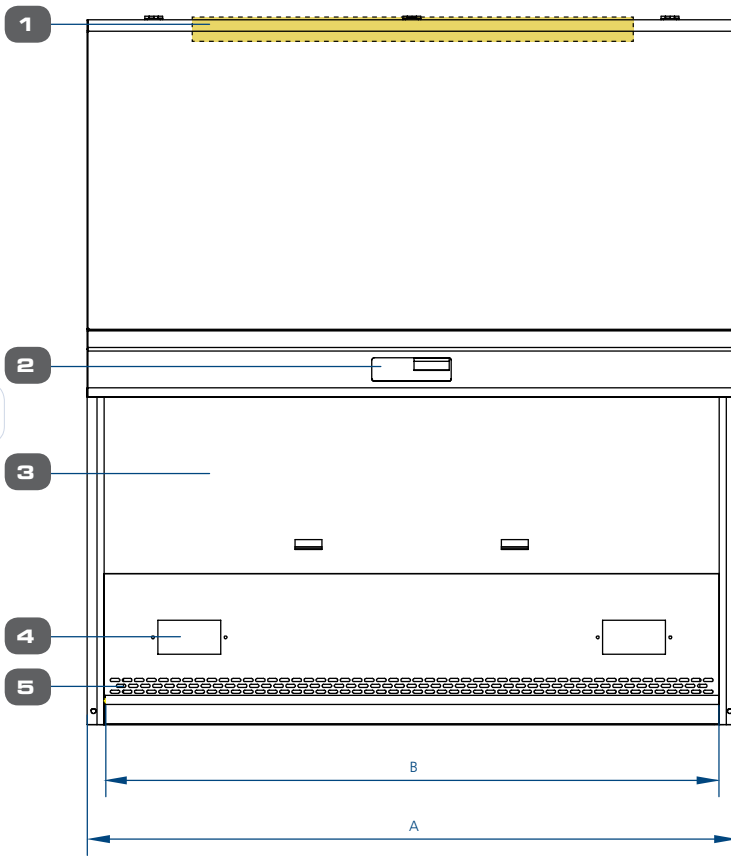


WORLD CLASS. WORLDWIDE.

# Model ADC\_C\_, Ascent™ Max Ductless Fume Hood Engineering Drawing (with Secondary Backup Carbon Filter)



	A	B
ADC-3C_	1035 mm (40.7")	965 mm (38.0")
ADC-4C_	1340 mm (52.8")	1270 mm (50.0")
ADC-5C_	1645 mm (64.8")	1575 mm (62.0")
ADC-6C_	1950 mm (76.8")	1880 mm (74.0")



18

1. Back up Carbon Filter
2. Esco Sentinel™ Silver Microprocessor Control System
3. Tempered Glass Sliding Sash Window
4. Electrical Outlet
5. AutoPurge™ Slots
6. VOC sensor (optional)
7. Electrical Panel

8. Fluorescent Lamps
9. Fan
10. Main Carbon Filter
11. Pre-filter (built inside the carbon filter)
12. Tempered Glass Sides
13. Service Fixture Retrofit Kit Provision (2 on each side)
14. Stainless Steel Worktop

## General Specifications, Ascent™ Max (C series) Ductless Fume Hood

Model	220-240 VAC, 50 Hz	ADC-3C1 - 2040033	ADC-4C1 - 2040051	ADC-5C1 - 2040069	ADC-6C1 - 2040087
		ADC-3C1-PP - 2040164	ADC-4C1-PP - 2040131	ADC-5C1-PP - 2040137	ADC-6C1-PP - 2040143
	110-120 VAC, 60 Hz	ADC-3C2 - 2040034	ADC-4C2 - 2040052	ADC-5C2 - 2040070	ADC-6C2 - 2040088
		ADC-3C2-PP - 2040165	ADC-4C2-PP - 2040032	ADC-5C2-PP - 2040138	ADC-6C2-PP - 2040144
	220-240 VAC, 60 Hz	ADC-3C3 - 2040035	ADC-4C3 - 2040053	ADC-5C3 - 2040071	ADC-6C3 - 2040089
		ADC-3C3-PP - 2040166	ADC-4C3-PP - 2040133	ADC-5C3-PP - 2040139	ADC-6C3-PP - 2040145
Nominal Size		0.9 meter (3')	1.2 meter (4')	1.5 meter (4')	1.8 meter (6')
External Dimensions (W x D x H)		1035 x 736 x 1455 mm (40.7" x 29.0" x 57.3")	1340 x 736 x 1455 mm (52.8" x 29.0" x 57.3")	1645 x 736 x 1455 mm (64.8" x 29.0" x 57.3")	1950 x 736 x 1455 mm (76.8" x 29.0" x 57.3")
Internal Work Area (W x D x H)		965 x 596 x 765 mm (38.0" x 23.5" x 30.1")	1268 x 596 x 765 mm (50.0" x 23.5" x 30.1")	1575 x 596 x 765 mm (62.0" x 23.5" x 30.1")	1880 x 596 x 765 mm (74.0" x 23.5" x 30.1")
Standard Filtration Elements	Pre-filter	Disposable, non-washable polyester fibre, 85% arrestance, EU3 rated			
	Main filter*	Activated Carbon with Granular Media bed (8 different filter types available, codes A-H)			
	Back-up Filter	Activated Carbon with Granular Media bed (8 different filter types available, codes A-H)			
Total Weight of Carbon Filter		2 x 10.3 Kg each (2 x 22.7 lbs each)	2 x 13.9 Kg each (2 x 30.6 lbs each)	2 x 17.4 Kg each (2 x 38.3 lbs each)	3 x 13.9 Kg each (3 x 30.6 lbs each)
Control System		Esco Sentinel™ Silver Microprocessor Controller			
VOC Sensor		Optional			
Airflow alarm		✓			
Auto-Purge Slots		✓			
Inflow Air Velocity		Initial set point: 0.40 m/s (80 fpm)			
Sound Emission		60 dBA		61 dBA	62 dBA
Fluorescent Light Intensity		>1141 lux (>106 foot-candles)	>1397 lux (>130 foot-candles)	>1141 lux (>106 foot-candles)	>1060 lux (>99 Ft.-candles)
Hood Construction	Main Body	1.2 mm (0.05") 18 gauge electro-galvanized steel with white oven-baked epoxy-polyester Isocide™ antimicrobial powder coated finish			
	Side Walls	Tempered Glass			
	Work Top	1.5 mm (0.06") 16 gauge stainless steel, type 304, with 4B finish			
Sash	Sloped Front	3°			
	Sash Type	Vertical Sliding or Optional Motorized Sash			
Electrical	220-240 VAC, 50 Hz, 1Φ	ADC-3C1 / ADC-3C1-PP	ADC-4C1 / ADC-4C1-PP	ADC-5C1 / ADC-5C1-PP	ADC-6C1 / ADC-6C1-PP
	Cabinet Full Load Amps (FLA)	2 A	2 A	3 A	3 A
	Optional Outlets (FLA)	5 A			
	Cabinet Nominal Power	250 W	290 W	242 W	350 W
	Cabinet BTU/Hr	853	990	826	1194
	110-120 VAC, 60 Hz, 1Φ	ADC-3C2 / ADC-3C2-PP	ADC-4C2 / ADC-4C2-PP	ADC-5C2 / ADC-5C2-PP	ADC-6C2 / ADC-6C2-PP
	Cabinet Full Load Amps (FLA)	3.5 A	3.5 A	4 A	4 A
	Optional Outlets (FLA)	5 A			
	Cabinet Nominal Power	282 W	314 W	349 W	360 W
	Cabinet BTU/Hr	962	1071	1191	1228
	220-240 VAC, 60 Hz, 1Φ	ADC-3C3 / ADC-3C3-PP	ADC-4C3 / ADC-4C3-PP	ADC-5C3 / ADC-5C3-PP	ADC-6C3 / ADC-6C3-PP
	Cabinet Full Load Amps (FLA)	2 A	2 A	3 A	3 A
	Optional Outlets (FLA)	5 A			
	Cabinet Nominal Power	270 W	355 W	430 W	473 W
	Cabinet BTU/Hr	921	1211	1467	1614
	Net Weight**		175 kg (386 lbs)	225 kg (496 lbs)	245 kg (540 lbs)
Shipping Weight**		253 kg (558 lbs)	336 kg (741 lbs)	336 kg (741 lbs)	398 kg (877 lbs)
Shipping Dimensions, Maximum (W x D x H)**		1130 x 840 x 1750 mm (44.5" x 33.1" x 68.9")	1450 x 840 x 1750 mm (57.1" x 33.1" x 68.9")	1750 x 840 x 1750 mm (68.9" x 33.1" x 68.9")	2020 x 840 x 1750 mm (79.5" x 33.1" x 68.9")
Shipping Volume, Maximum**		1.66 m³ (58.6 cu.ft)	2.13 m³ (75.2 cu.ft)	2.57 m³ (90.8 cu.ft)	2.96 m³ (104.5 cu.ft)

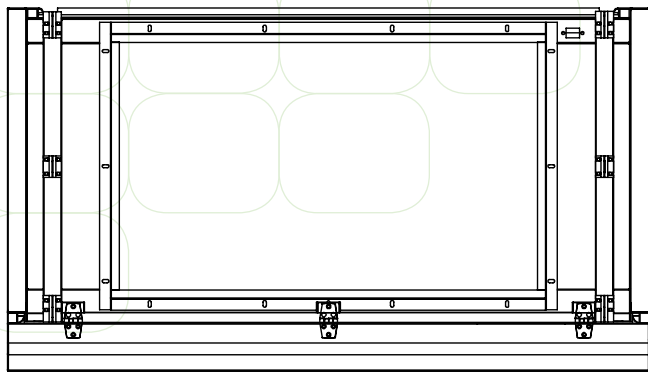
\* Hood model order codes do not include filters. Order filters separately. When specified at time of order, filters will be factory installed.

\*\* Hood only, excludes optional stand.

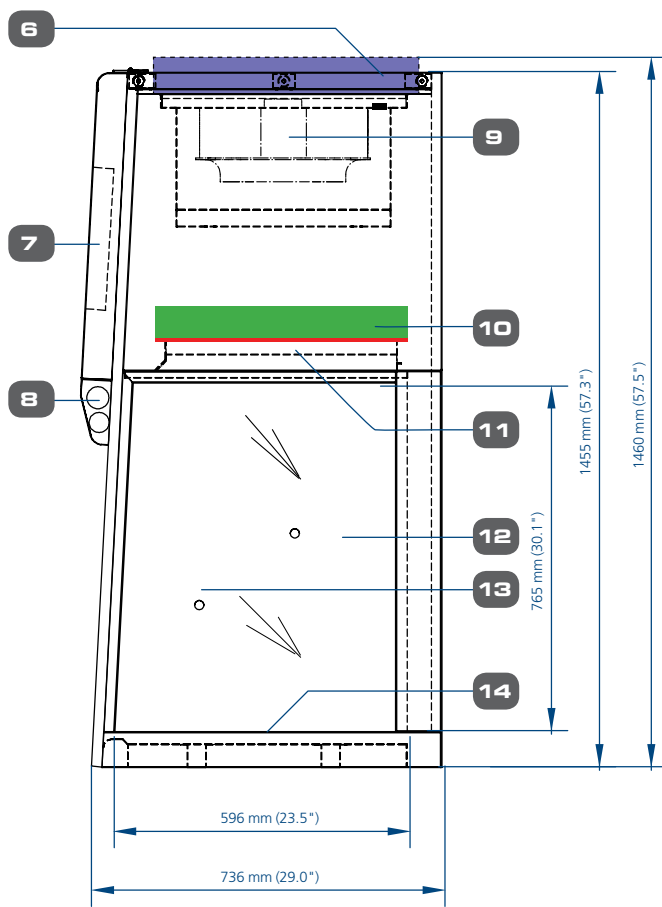
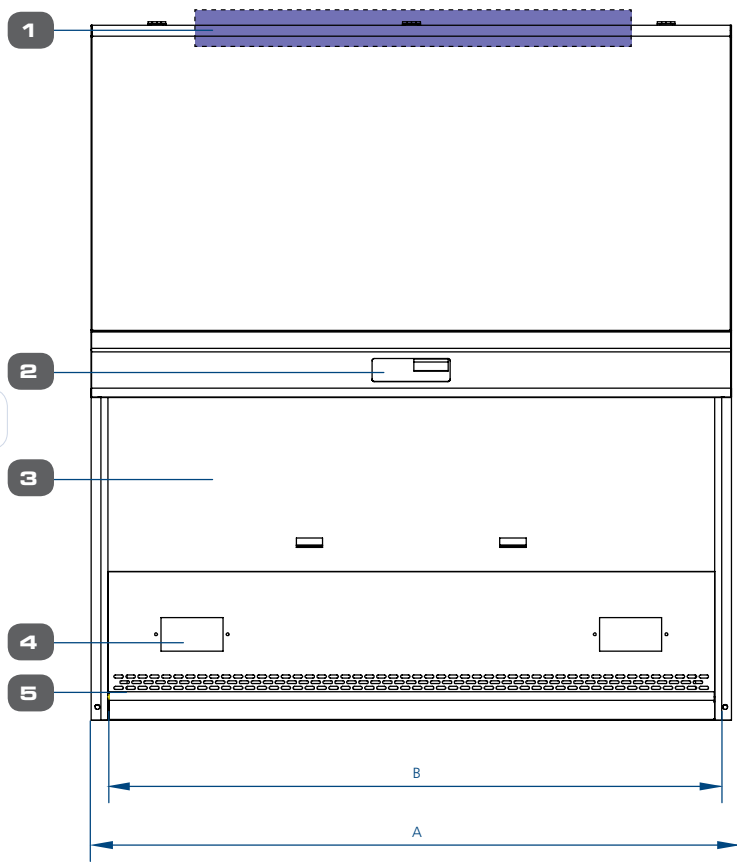
**ESCO**

WORLD CLASS. WORLDWIDE.

# Model ADC-E\_, Ascent™ Max Ductless Fume Hood Engineering Drawing (with Secondary Backup HEPA Filter)



	A	B
ADC-3E_	1035 mm (40.7")	965 mm (38.0")
ADC-4E_	1340 mm (52.8")	1270 mm (50.0")
ADC-5E_	1645 mm (64.8")	1575 mm (62.0")



- 1. Back up HEPA Filter
- 2. Esco Sentinel™ Silver Microprocessor Control System
- 3. Tempered Glass Sliding Sash Window
- 4. Electrical Outlet
- 5. AutoPurge™ Slots
- 6. VOC Sensor (optional)
- 7. Electrical Panel

- 8. Fluorescent Lamp
- 9. Fan
- 10. Main Carbon Filter
- 11. Pre-filter (built inside the carbon filter)
- 12. Tempered Glass Side
- 13. Service Fixture Retrofit Kit Provision (2 on each side)
- 14. Stainless Steel Worktop

## General Specifications, Ascent™ Max (E series) Ductless Fume Hood

Model	220-240 VAC, 50 Hz	ADC-3E1 - 2040039	ADC-4E1 - 2040057	ADC-5E1 - 2040075	
			ADC-3E1-PP - 2040170	ADC-4E1-PP - 2040155	ADC-5E1-PP - 2040158
	110-120 VAC, 60 Hz		ADC-3E2 - 2040040	ADC-4E2 - 2040058	ADC-5E2 - 2040076
			ADC-3E2-PP - 2040171	ADC-4E2-PP - 2040156	ADC-5E2-PP - 2040159
	220-240 VAC, 60 Hz		ADC-3E3 - 2040041	ADC-4E3 - 2040059	ADC-5E3 - 2040077
			ADC-3E3-PP - 2040172	ADC-4E3-PP - 2040175	ADC-5E3-PP - 2040160
Nominal Size		0.9 meter (3')	1.2 meter (4')	1.5 meter (5')	
External Dimensions (W x D x H)		1035 x 736 x 1455 mm (40.7" x 29.0" x 57.3")	1340 x 736 x 1455 mm (52.8" x 29.0" x 57.3")	1645 x 736 x 1455 mm (64.8" x 29.0" x 57.3")	
Internal Work Area (W x D x H)		965 x 596 x 765 mm (38.0" x 23.5" x 30.1")	1268 x 596 x 765 mm (50.0" x 23.5" x 30.1")	1575 x 596 x 765 mm (62.0" x 23.5" x 30.1")	
Standard Filtration Elements	Pre-filter	Disposable, non-washable polyester fibre, 85% arrestance, EU3 rated			
	Main filter*	Activated Carbon with Granular Media bed (8 different filter types available, codes A-H)			
	Back-up Filter	HEPA filter, typical efficiency of >99.99% at 0.3 microns, removes particles and aerosols			
Total Weight of Carbon Filter		2 x 10.3 Kg each (2 x 22.7 lbs each)	2 x 13.9 Kg each (2 x 30.6 lbs each)	2 x 17.4 Kg each (2 x 38.3 lbs each)	
Control System		Esco Sentinel™ Silver Microprocessor Controller			
VOC Sensor		Optional			
Airflow alarm		✓			
Auto-Purge Slots		✓			
Inflow Air Velocity		Initial set point: 0.40 m/s or 80 fpm			
Sound Emission		61 dBA		62 dBA	
Fluorescent Light Intensity		>1115 lux (>104 foot-candles)	>1107 lux (>103 foot-candles)	>1082 lux (>101 foot-candles)	
Hood Construction	Main Body	1.2 mm (0.05") 18 gauge electro-galvanized steel with white oven-baked epoxy-polyester Isocide™ antimicrobial powder coated finish			
	Side Walls	Tempered Glass			
	Work Top	1.5 mm (0.06") 16 gauge stainless steel, type 304, with 4B finish			
Sash	Sloped Front	3°			
	Sash Type	Vertical Sliding or Optional Motorized Sash			
Electrical	220-240 VAC, 50 Hz, 1Φ	ADC-3E1 / ADC-3E1-PP	ADC-4E1 / ADC-4E1-PP	ADC-5E1 / ADC-5E1-PP	
	Cabinet Full Load Amps (FLA)	2 A	2 A	3 A	
	Optional Outlets (FLA)	5 A			
	Cabinet Nominal Power	250 W	290 W	242 W	
	Cabinet BTU/Hr	853	990	826	
	110-120 VAC, 60 Hz, 1Φ	ADC-3E2 / ADC-3E2-PP	ADC-4E2 / ADC-4E2-PP	ADC-5E2 / ADC-5E2-PP	
	Cabinet Full Load Amps (FLA)	3.5 A	3.5 A	4 A	
	Optional Outlets (FLA)	5 A			
	Cabinet Nominal Power	282 W	314 W	349 W	
	Cabinet BTU/Hr	962	1071	1191	
	220-240 VAC, 60 Hz, 1Φ	ADC-3E3 / ADC-3E3-PP	ADC-4E3 / ADC-4E3-PP	ADC-5E3 / ADC-5E3-PP	
	Cabinet Full Load Amps (FLA)	2 A	2 A	3 A	
	Optional Outlets (FLA)	5 A			
	Cabinet Nominal Power	270 W	355 W	430 W	
	Cabinet BTU/Hr	921	1211	1467	
	Net Weight**		175 kg (386 lbs)	225 kg (496 lbs)	245 kg (540 lbs)
Shipping Weight**		216 kg (476 lbs)	274 kg (604 lbs)	335 kg (739 lbs)	
Shipping Dimensions, Maximum (W x D x H)**		1130 x 840 x 1750 mm (44.5" x 33.1" x 68.9")	1450 x 840 x 1750 mm (57.1" x 33.1" x 68.9")	1750 x 840 x 1750 mm (68.9" x 33.1" x 68.9")	
Shipping Volume, Maximum**		1.66 m³ (58.6 cu.ft)	2.13 m³ (75.2 cu.ft)	2.57 m³ (90.8 cu.ft)	

\*Hood model order codes do not include filters. Order filters separately. When specified at time of order, filters will be factory installed.

\*\*Hood only, excludes optional stand.

## Accessories and Options for Ductless Fume hood

Item Code	Model	Description
<b>Support Stands for Ascent™ Max</b>		
5130161	SPC-2A0 Gen2	Support Stand for 2 ft. fume hood with Caster Wheels, (Height 28")
5130155	SPC-3A0 Gen2	Support Stand for 3 ft. fume hood with Caster Wheels, (Height 28")
5130152	SPC-4A0 Gen2	Support Stand for 4 ft. fume hood with Caster Wheels, (Height 28")
5130162	SPC-5A0 Gen2	Support Stand for 5 ft. fume hood with Caster Wheels, (Height 28")
5130163	SPC-6A0 Gen2	Support Stand for 6 ft. fume hood with Caster Wheels, (Height 28")
5130164	SPC-2B0 Gen2	Support Stand for 2 ft. fume hood with Caster Wheels (Height 34")
5130165	SPC-3B0 Gen2	Support Stand for 3 ft. fume hood with Caster Wheels, (Height 34")
5130166	SPC-4B0 Gen2	Support Stand for 4 ft. fume hood with Caster Wheels, (Height 34")
5130167	SPC-5B0 Gen2	Support Stand for 5 ft. fume hood with Caster Wheels, (Height 34")
5130168	SPC-6B0 Gen2	Support Stand for 6 ft. fume hood with Caster Wheels, (Height 34")
5130169	SAL-2A0 Gen2	Support Stand for 2 ft. fume hood with Leveling Feet (Height 28")
5130170	SAL-3A0 Gen2	Support Stand for 3 ft. fume hood with Leveling Feet (Height 28")
5130189	SAL-4A0 Gen2	Support Stand for 4 ft. fume hood with Leveling Feet (Height 28")
5130171	SAL-5A0 Gen2	Support Stand for 5 ft. fume hood with Leveling Feet (Height 28")
5130172	SAL-6A0 Gen2	Support Stand for 6 ft. fume hood with Leveling Feet (Height 28")
5130173	SAL-2B0 Gen2	Support Stand for 2 ft. fume hood with Leveling Feet (Height 34")
5130174	SAL-3B0 Gen2	Support Stand for 3 ft. fume hood with Leveling Feet (Height 34")
5130175	SAL-4B0 Gen2	Support Stand for 4 ft. fume hood with Leveling Feet (Height 34")
5130176	SAL-5B0 Gen2	Support Stand for 5 ft. fume hood with Leveling Feet (Height 34")
5130177	SAL-6B0 Gen2	Support Stand for 6 ft. fume hood with Leveling Feet (Height 34")
<b>Mobile Cart for Ascent™ Opti</b>		
2040125	MBC-3A0	Mobile Cart for SPD-3A/B, PW1-3A
2040126	MBC-4A0	Mobile Cart for SPD-4A/B
<b>Exhaust Collar</b>		
5170154	ECO-SPD3A	Exhaust Collar for SPD-3A
5170155	ECO-SPD4A	Exhaust Collar for SPD-4A
5170141	ECO-ADC3B	Exhaust Collar for ADC-3B/D; 10" (254 mm) diameter exhaust collar
5170143	ECO-ADC4B	Exhaust Collar for ADC-4B/D/E; 10" (254 mm) diameter exhaust collar
5170145	ECO-ADC5B	Exhaust Collar for ADC-5B/D; 10" (254 mm) diameter exhaust collar
5170147	ECO-ADC6B	Exhaust Collar for ADC-6B/D; 10" (254 mm) diameter exhaust collar
5170442	ECO-ADC3C	Exhaust Collar for ADC-3C; 10" (254 mm) diameter exhaust collar
5170539	ECO-ADC5C	Exhaust Collar for ADC-5C; 10" (254 mm) diameter exhaust collar
5170148	ECO-ADC6C	Exhaust Collar for ADC-6C; 10" (254 mm) diameter exhaust collar
5170559	ECO-ADC3E	Exhaust Collar for ADC-3E; 10" (254 mm) diameter exhaust collar
5170323	ECO-ADC5E	Exhaust Collar for ADC-5E; 10" (254 mm) diameter exhaust collar
<b>Utility Fittings (Maximum of 4 Service Fixtures per Hood)</b>		
5170015	SF-1G50	European Style Service Fixture with 50 mm Thread Length - Gas
5170004	SF-1V50	European Style Service Fixture with 50 mm Thread Length - Vacuum
5170012	SF-1N50	European Style Service Fixture with 50 mm Thread Length - Nitrogen
5170007	SF-1A50	European Style Service Fixture with 50 mm Thread Length - Air
5170009	SF-1W50	European Style Service Fixture with 50 mm Thread Length - Water
5170019	SF-2U50	American Style Service Fixture with 50 mm Thread Length - Universal
<b>Others</b>		
5170334	VOC-SR	VOC sensor for filter saturation detection
	EO- <u>  </u>	Panel Mounted Electrical Outlet
5170001	WF-PP	Epoxy-coated Swan-neck faucet and Polypropylene drip-cup sink
5170127	MEW Rest	Ergonomic PVC Arm Rest Padding
6170001	LDAR-360	Ergonomic Laboratory Chair
5170073	FT Rest	Foot Rest



SPC-\_Gen2



SAL-\_Gen2



MBC-  



EO-H\_  




WF-PP



SF-2U\_  



SF-1\_  



ECO-  



VOC-SR

**MAIN CARBON FILTER**

Hood Model	Filter Quantity	Filter Item Code	Filter Model Code	Description
ADC-2B	1	5080003	CFA-11	Standard filter
		5080095	CFB-11	Acid Filter
		5080028	CFC-11	Mercury Filter
		5080039	CFD-11	Sulphur Filter
		5080050	CFE-11	Halogen Filter
		5080061	CFF-11	Aldehyde Filter
		5080072	CFG-11	Ammonia / Amine Filter
		5080104	CFH-11	Ethers / Chloroforms Filter
ADC-3B/C/D/E	2	5080001	CFA-1	Standard filter
		5080017	CFB-1	Acid Filter
		5080026	CFC-1	Mercury Filter
		5080037	CFD-1	Sulphur Filter
		5080048	CFE-1	Halogen Filter
		5080059	CFF-1	Aldehyde Filter
		5080070	CFG-1	Ammonia / Amine Filter
		5080133	CFH-1	Ethers / Chloroforms Filter
ADC-4B/C/D/E	2	5080010	CFA-2	Standard filter
		5080019	CFB-2	Acid Filter
		5080030	CFC-2	Mercury Filter
		5080041	CFD-2	Sulphur Filter
ADC-6B/C/D/E	3	5080052	CFE-2	Halogen Filter
		5080063	CFF-2	Aldehyde Filter
		5080074	CFG-2	Ammonia / Amine Filter
		5080120	CFH-2	Ethers / Chloroforms Filter
ADC-5B/C/D/E	2	5080011	CFA-3	Standard filter
		5080020	CFB-3	Acid Filter
		5080031	CFC-3	Mercury Filter
		5080042	CFD-3	Sulphur Filter
		5080053	CFE-3	Halogen Filter
		5080064	CFF-3	Aldehyde Filter
		5080075	CFG-3	Ammonia / Amine Filter
		5080100	CFH-3	Ethers / Chloroforms Filter
SPD-4A/B	2	5080012	CFA-4	Standard filter
		5080021	CFB-4	Acid Filter
		5080032	CFC-4	Mercury Filter
		5080043	CFD-4	Sulphur Filter
		5080054	CFE-4	Halogen Filter
		5080065	CFF-4	Aldehyde Filter
		5080076	CFG-4	Ammonia / Amine Filter
		5080110	CFH-4	Ethers / Chloroforms Filter
SPD-3A/B	1	5080013	CFA-6	Standard filter
		5080022	CFB-6	Acid Filter
		5080033	CFC-6	Mercury Filter
		5080044	CFD-6	Sulphur Filter
		5080055	CFE-6	Halogen Filter
		5080066	CFF-6	Aldehyde Filter
		5080077	CFG-6	Ammonia / Amine Filter
		5080111	CFH-6	Ethers / Chloroforms Filter

## SECONDARY FILTERS

Hood Model	Filter Quantity	Filter Item Code	Filter Model Code	Description
ADC-3C	1	5080014	CFA-7	Standard filter
		5080023	CFB-7	Acid Filter
		5080034	CFC-7	Mercury Filter
		5080045	CFD-7	Sulphur Filter
		5080056	CFE-7	Halogen Filter
		5080067	CFF-7	Aldehyde Filter
		5080078	CFG-7	Ammonia / Amine Filter
		5080108	CFH-7	Ethers / Chloroforms Filter
ADC-4C	1	5080015	CFA-8	Standard filter
		5080024	CFB-8	Acid Filter
		5080035	CFC-8	Mercury Filter
		5080046	CFD-8	Sulphur Filter
		5080057	CFE-8	Halogen Filter
		5080068	CFF-8	Aldehyde Filter
		5080079	CFG-8	Ammonia / Amine Filter
		5080101	CFH-8	Ethers / Chloroforms Filter
ADC-5C	1	5080016	CFA-9	Standard filter
		5080025	CFB-9	Acid Filter
		5080036	CFC-9	Mercury Filter
		5080047	CFD-9	Sulphur Filter
		5080058	CFE-9	Halogen Filter
		5080069	CFF-9	Aldehyde Filter
		5080080	CFG-9	Ammonia / Amine Filter
		5080127	CFH-9	Ethers / Chloroforms Filter
ADC-6C	2	5080002	CFA-10	Standard filter
		5080018	CFB-10	Acid Filter
		5080027	CFC-10	Mercury Filter
		5080038	CFD-10	Sulphur Filter
		5080049	CFE-10	Halogen Filter
		5080060	CFF-10	Aldehyde Filter
		5080071	CFG-10	Ammonia / Amine Filter
		5080105	CFH-10	Ethers / Chloroforms Filter
ADC-3E	1	5080109	HP-ADC3E	Exhaust HEPA Filter for ADC-3E
ADC-4E	1	5080107	HP-ADC4E	Exhaust HEPA Filter for ADC-4E
ADC-5E	1	5080116	HP-ADC5E	Exhaust HEPA Filter for ADC-5E



WORLD CLASS. WORLDWIDE.

**Esco Global Offices:** Bangladesh | China | Denmark | Germany | Hong Kong | India | Indonesia | Italy | Japan | Lithuania  
 Malaysia | Philippines | Russia | Singapore | South Africa | South Korea | Taiwan | Thailand | UAE | UK | USA | Vietnam





# WolfLabs

**Pricing on any accessories shown can be found by keying the part number into the search box on our website.**

The specifications listed in this brochure are subject to change by the manufacturer and therefore cannot be guaranteed to be correct. If there are aspects of the specification that must be guaranteed, please provide these to our sales team so that details can be confirmed.

**[www.wolflabs.co.uk](http://www.wolflabs.co.uk)**

**Tel : 01759 301142**

**Fax : 01759 301143**

**[sales@wolflabs.co.uk](mailto:sales@wolflabs.co.uk)**

Please contact us if this literature doesn't answer all your questions.